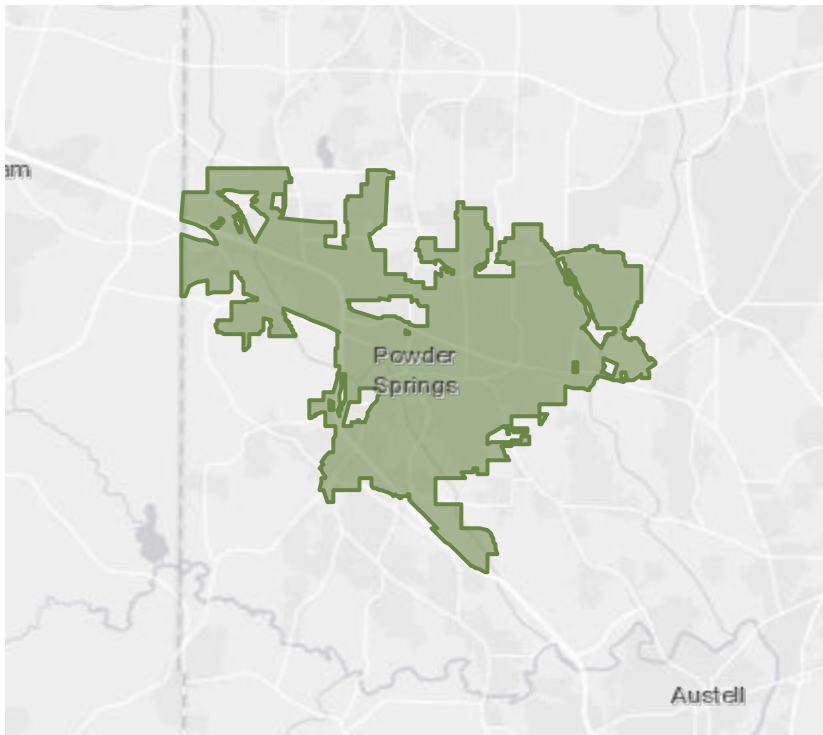


POPULATION TRENDS AND KEY INDICATORS

Powder Springs City, GA
Geography: Place



18,225
Population

6,216
Households

2.90
Avg Size Household

38.0
Median Age

\$84,164
Median Household Income

\$290,114
Median Home Value

90
Wealth Index

119
Housing Affordability

73
Diversity Index

MORTGAGE INDICATORS



\$13,873

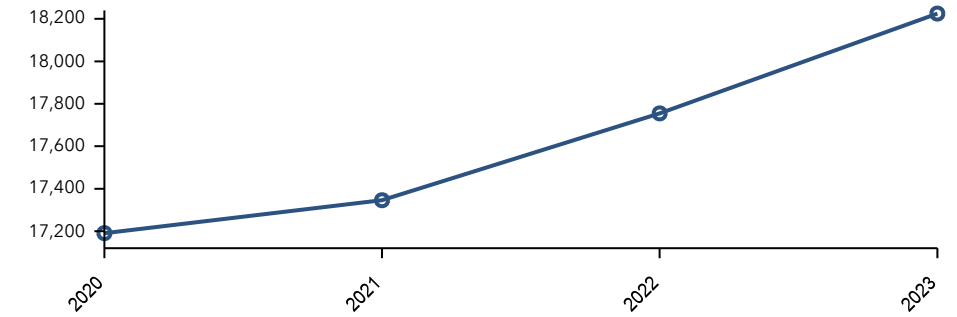
Avg Spent on Mortgage & Basics



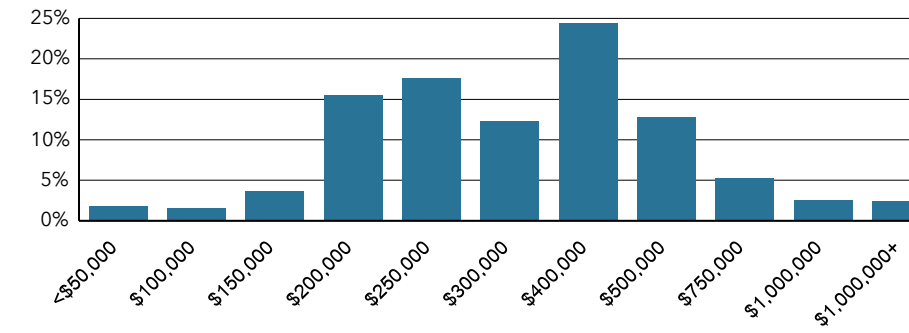
20.7%

Percent of Income for Mortgage

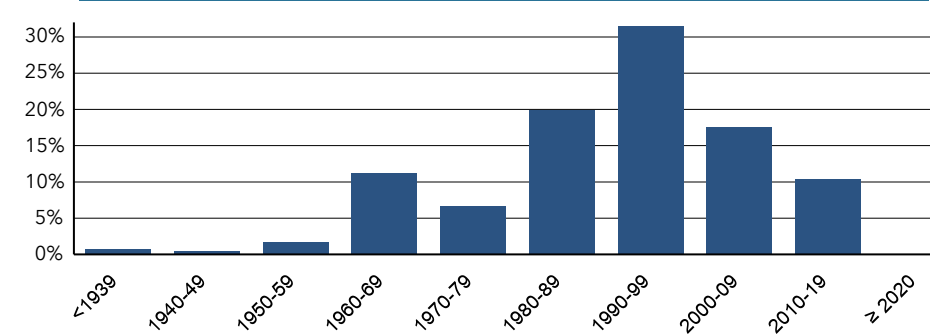
Historical Trends: Population



Home Value



Housing: Year Built



POPULATION BY AGE



■ Under 18 (21.9%) ■ Ages 18 to 64 (63.4%) ■ Aged 65+ (14.7%)

POPULATION BY GENERATION



4.0%

Greatest Gen:
Born 1945/Earlier



18.8%

Baby Boomer:
Born 1946 to 1964



21.3%

Generation X:
Born 1965 to 1980



25.8%

Millennial:
Born 1981 to 1998



22.1%

Generation Z:
Born 1999 to 2016



8.0%

Alpha: Born
2017 to Present

Source: Esri, Esri-U.S. BLS, ACS
Esri forecasts for 2023, 2028, 2017-2021
© 2023 Esri

