

## THE PROBLEM

Within metropolitan Atlanta, many streams and lakes fail to meet water quality standards due to polluted stormwater runoff. Stormwater becomes polluted when rainwater runs off of the land and picks up pollutants and debris such as litter, pesticides, chemicals, pet waste, motor oil and sediment (dirt). It flows off rooftops, lawns, down driveways and streets then flows into storm drains or directly into waterways. This is a critical problem for metro Atlanta, as we rely on surface water sources for more than 98 percent of our drinking water supplies. In addition, we depend on our lakes and streams for fishing, swimming and recreation.

By following the tips and Best Management Practices (BMPs) included in this brochure, your automobile service operation can be a part of the solution to water pollution and also help save your business money.

## DID YOU KNOW?

It only takes four quarts, or about one oil change, of used motor oil to foul one million gallons of drinking water.


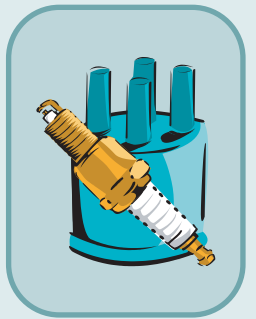


**Be a solution to water pollution.**  
[www.cleanwatercampaign.com](http://www.cleanwatercampaign.com)



**Clean Water Campaign**  
40 Courtland Street, NE  
Atlanta, Georgia 30303



**PUT THE BRAKES ON  
WATER POLLUTION**  
**AT AUTOMOBILE SERVICE SHOPS**



# BY FOLLOWING THESE BEST MANAGEMENT PRACTICES, YOU CAN PREVENT STORMWATER POLLUTION AND HELP PROTECT OUR RIVERS, LAKES AND STREAMS.

## MAINTENANCE AND DISPOSAL

- Designate covered (or roofed) areas for maintenance activities.
- Equip drains with shutoff valves in case of spills. Regularly inspect the valves to make sure they work.
- Use solid waste containers that are in good condition with no holes, covered and secured and away from water.
- Store and dispose of wastes properly.



## PREVENTATIVE PRACTICES

- Recycle shop rags. Keep solvent rags in a closed container when not in use.
- Place a drip pan underneath all vehicles.
- Temporarily block storm drains with clean rubber mats to prevent dirt and chemicals from entering storm drains during spill cleanup.
- Do not complete regular cleaning anywhere near a storm drain. Make sure wastewater is directed to a sanitary sewer.



## SPILL CLEANUP/SHOP CLEANING & MAINTENANCE

- Use dry cleaning methods for cleaning parts. Avoid using hazardous chemicals if possible.
- Sweep your shop floor or parking lot instead of hosing down. Avoid using blowers.



- Clean up spills by applying absorbent materials (for example: absorbent granules, socks and pads). Clean up the absorbent, bag it and place it in the trashcan. Absorbents should be applied and removed promptly (within 15 minutes).
- Consider what spills you could have and invest in an appropriate spill kit. Use absorbents containing enzymes to convert petroleum chemical spills (fuel, oils, etc.) to non-hazardous waste.
- Do not discharge floor washing waste onto the ground outside the workshop area or to a storm drain.

## PARKING VEHICLES ON LOTS

- Stop vehicle leaks before parking on lot. Drain wrecked, leaking vehicles right away.
- Place a drip pad underneath vehicles to absorb spills/leaks.
- Prevent pollutants from washing down storm drains on your property by regularly inspecting and cleaning debris and litter from drains.

## RECYCLE

- Recycle tires, automotive fluids, other vehicle scrap and washwater.
- Recycle oil. Refining used oil will clean out particles that could cause potential harm.
- Recycle oil filters. (If not kept in a proper area, used filters can leak contaminated oil into storm drains.)
- Ensure oil filters are crushed or punctured and hot drained for 24 hours if you are disposing of them in the trash.

## RECYCLE MATERIALS THAT YOU CANNOT REDUCE OR REUSE

- Contract with a recycling service to pick up used antifreeze, lead-acid batteries, motor oil, oil filters, solvents, scrap and scrap tires.
- Consider an on-site distillation unit to recycle used solvents. (On-site distillation units used by the generator to recycle solvents do not require a permit from Georgia EPD.)
- Consider using re-refined motor oil and engine oil analysis in fleet maintenance shops.

## VEHICLE/PARTS WASHING



- Use self-contained sinks and tanks when cleaning with solvents.
- Ensure that the parts wash sink is self-contained and not connected to the sanitary sewer. Contact a local liquid waste hauler to collect water and solvent-based fluids.
- Clean parts with a wire brush or in a bake oven before using liquid cleaners.
- Wash vehicles in a roofed and contained area where soapy or oily wash water is either collected for offsite disposal or discharged to the sanitary sewer.
- Do not use chemicals where they can enter a storm drain or drainage ditch. Even “environmentally friendly” or biodegradable cleaners should not be used where they can wash down a storm drain or drainage ditch.

## CLEANING: USE LESS TOXIC SUBSTANCES



- Switch to non-chlorinated compounds, such as citrus-based solvents, for parts cleaning.
- Use an aqueous (or water-based) cleaning system instead of a solvent-based parts washer.
- Consider switching to water-based or steam cleaners instead of using spray cans of brake cleaners, carburetor cleaner or solvent parts cleaners.
- Switch to a recirculating aqueous spray cabinet for cleaning parts instead of using solvents or hot tanks.
- Use dirty solvent first when cleaning parts. Use a filter on parts washers to extend the life of the solvent.